

**MASCHIO**

LELIO  
SIRO  
FURIO  
MIRCO



**MOUNTED AND SEMI-MOUNTED  
REVERSIBLE PLOUGHS**

*Quality ploughs for a professional use*

# PLOUGHS

## SYSTEMS THAT IMPROVE YOUR DAILY WORK!

The new Maschio ploughs generation combines operational reliability with an excellent quality of work in a completely new design. Maschio offers a complete range of mounted and semi-mounted reversible ploughs for both on-furrow and on-land ploughing. Moreover, the unique folding frames and the huge range of mouldboards and skimmers provide the right solution for every working condition.



## Contents

▪ The secret is under the paint	4
▪ Folds but does not breaks!	6
▪ One piece headstock	8
▪ ... and for on-land ploughing?	9
▪ Variable to perfection	10
▪ Plough bodies	12
▪ Always well equipped	14
▪ Much more!	16
▪ On-furrow mounted ploughs	18
▪ On-furrow folding mounted ploughs	20
▪ On-land mounted ploughs	21
▪ Semi-mounted ploughs	22
▪ Technical specifications	24



# PLOUGHS

## THE SECRET IS UNDER THE PAINT



### **STURDY BEAM**

Heavy-duty and thick squared tube made by special steel characterizes the beam. Mounted (LELIO, SIRO and FURIO models) and semi-mounted (MIRCO model) ploughs are available with different frame sizes from 100 x 100 (S versions), to 180 x 180 mm (XXL versions).



### **WELDING FREE**

All adjustment brackets and plates are externally bolted on the main frame. The lack of welding points ensures great strength, reliability and high stability even under heavy load conditions.




### **BODY SPACING AND FRAME CLEARANCE**

The large inter-body spacing (from 85 to 120 cm) and under beam clearance (from 75 to 95 cm) allow to manage high amount of crop residues even at the narrowest working width and to apply easily different skimmers and disc coulters.



### **MINIMUM WEAR**

The working bodies are fixed to the frame by 5-hole plates externally bolted. The pivot points of the adjustment brackets consist of a sturdy 20 or 24 mm bolt and two hardened bushes. All other moving points are bushed for an extra-long life.





# PLOUGHS

## FOLDS BUT DOES NOT BREAKS!

Mounted ploughs with more than 2 furrows can be equipped with a brand new folding frame. Two sturdy cylinders unlock and fold the frame in the middle, reducing the plough length. This device makes easier and safe the road transport, sets forward the barycentre reducing the efforts on the rear axle of tractor.





# PLOUGHS

## ONE-PIECE HEADSTOCK

### VERTICAL LEVELLING


The plough's operating angle can be manually set adjusting two screws placed on each side of the headstock. The beams should be adjusted at 90° to the ground.

### FRONT FURROW WITH ADJUSTMENT

Front furrow width can be adjusted manually or hydraulically acting on the slide block guide. By the hydraulic system, first body furrow width can be adapted directly from the cab and it is very practical when working on slopes with highly variable ground. For on-furrow ploughs the slide block is available with length up to 1000 mm.

### WELL SUPPORTED

Heat treated turnover shaft with tapered roller bearings is fitted precisely into the beam. The turnover axel has a  $\varnothing$  of 90 (S versions) 100 (M versions), 120 (L versions) and 130 mm (XL and XXL versions).



### EASY MATCHING

Fixed or oscillating heavy-duty 3-point hitch made by heat treated steel is placed downward in order to maximize the weight distribution and traction. All headstocks have oblong holes for attaching the upper connecting rod; these holes allow to follow uneven grounds maintaining consistent the working depth.





## ...AND FOR ON-LAND PLOUGHING?

On-land ploughing provides many benefits: greater grip, improving the power-transmission on the soil, and lower soil compaction.

By the **FURIO** models, Maschio offers a complete range of on-land ploughs with a special headstock characterized by a parallelogram connection system that ensures a side force free plough.



# PLOUGHS

## VARIABLE TO PERFECTION



30 cm

50 cm

WORKING WIDTH PER FURROW

## TWO WORKING WIDTH ADJUSTMENT SYSTEMS AVAILABLE:

### STEP BY STEP

The working width of each ploughshare can be set manually over 5 steps, pivoting the bodies around the beam supports. In this way, each body width can be increased by 5 cm from 30 to 50 cm adapting the plough to any conditions (residues, soil conditions, tractor, etc.).

### VARIO SYSTEM

Using a double-acting hydraulic cylinder, each furrow width can be set continuously from 25 to 60 cm. By a parallelogram connection system, the furrows, the draft point and the depth wheel are automatically adjusted at the same time when the working width is changed.



# PLOUGHS

## PLOUGH BODIES



### DESIGNED TO REDUCE WEARING COST

The mouldboard is directly responsible for the quality of the overturning of the soil and residues. The standard versions are made by hardened steel for a total thickness of 9 mm. Our range of mouldboards allows working depth up to 50 cm.




### FORGED PLOWSHARE

All Maschio mouldboards are fitted with specially designed plowshares. Their particular shape provides an optimal furrow penetration, horizontal soil cutting and an outstanding ploughing performance.



## EXTRA STURDY POINTS

All points are forged from special steels. The heat treatment makes the points extremely sturdy for a long lasting life in all conditions (available also with a tungsten coating).



## SAFETY SYSTEM

All ploughs have passive safety device which flips back furrows if maximum admissible load is exceeded (8.8 or 10.9 strength class shear bolts). Moreover, auto-reset circuit with nitrogen accumulators and safety valve avoids frame/furrow damages and reduces downtime resulting from shear bolts replacement.



## VERTICAL KNIFE COULTER

It cuts vertically the furrow just ahead the share creating a perfect rectangular strip of soil successively lifted and turned by the mouldboard.



# PLOUGHS

## ALWAYS WELL EQUIPPED



### MP1 R

Cylindrical mouldboard for a working depth up to 30 cm and working width from 25 to 45 cm. High versatile body, optimal for ploughing on loamy and light soils.



### MP4 WN

A general purpose body suggested for ploughings on loamy and light soils. It can perform working depth up to 30 cm with working widths from 25 to 50 cm.



### MP4 WS

Designed for ploughings at depths up to 35 cm and working width up to 60 cm. Suggested for winter ploughings on wet soils with high quantity of residues.



### MP4 S

Mouldboard indicated for the toughest ploughings. The working depth varies from 25 to 40 cm and working width from 30 to 50 cm.



### MP4 R

Cylindrical mouldboard suggested for loamy and clay soils with working depths from 25 to 40 cm.



### MP4 L SLATTED

Mouldboard composed of interchangeable slats. It gives a reduction of traction effort due to a lower mouldboard surface. Easy maintenance!



### MP6 S

Cylindrical furrow for a working depth up to 40 cm. Optimal for ploughing on clay soils with working widths from 35 to 60 cm.



### MP7 E

Cylindrical mouldboard suggested for deep ploughings in loamy-clay soils.



# PLOUGHS

## MUCH MORE!



### ALL PURPOSE SKIMMER

The most common skimmer optimal to plough on cereal or maize residues.



### SPECIAL SKIMMER

Helicoidally-shaped skimmer for a deep residue incorporation.



### HIGH CAPACITY SKIMMER

Indicated to incorporate high quantities of residues; excellent for straw and maize stalks.



### TRASHBOARD

Skimmers can be replaced by the trashboard bolted directly on mouldboards. Trashboard is suggested with high quantity of residues that may otherwise block up the skimmers.



### SUBSOILER

Subsoiler is bolted on each furrow and it works deeper. Thanks to its special shape, the subsoiler breaks up compaction layers, promotes aeration, limits runoff and improves water infiltration. The depth of the subsoiler can be adjusted just removing two bolts.



### COULTER DISC

Smooth or notched discs placed on the last working body are available with  $\varnothing$  of 510 mm (on the mounted models) and 680 mm (on the semi-mounted ploughs). The disc cuts the furrow wall in front of the mouldboard, helping the soil turning as well as an effective furrow clearance.





# LELIO and LELIO VARIO

## ON-FURROW MOUNTED PLOUGHS

The special frame characterized by large section (up to 150 mm), inter-body (up to 115 cm) and underbeam (up to 95 cm) clearances makes these models the right choice for the toughest ploughings.

LELIO and LELIO VARIO models are fitted respectively with the 'by step' and Vario furrow working width adjustment systems. Both versions are characterized by the shear bolt safety device and are available in four sizes (S, M, L and XL). The number of bodies available varies from 2 to 5+1 and the HP required from 60 to 300.



# SIRO and SIRO VARIO

SIRO and SIRO VARIO models are compact, light and sturdy, optimal for shallow ploughings with moderated tractor HP (70-230 HP). Both models are characterized by the hydro-pneumatic safety device and are available in three versions (S, M and L) differing for frame size, headstock turnover axle, inter-body and underbeam clearances. The number of bodies available varies from 2 to 5+1 for 'by step' model and from 2 to 4+1 for the 'Vario' versions.



# LELIO and SIRO FOLDING

## FOLDING MOUNTED PLOUGHS

Maschio offers a brand new range of folding mounted ploughs with both 'by pass' or Vario working width adjustment systems. The folding point placed after the second or the third body makes easier and safety the road transport and sets frontward the barycentre reducing the efforts on the rear tractor axle. All models are available with bolt safety system (LELIO FOLDING) or hydro-pneumatic one (SIRO FOLDING) and with a number of furrows from 3 to 5+1.



# FURIO and FURIO VARIO

## ON-LAND MOUNTED PLOUGHS

These models are fitted with a particular headstock in order to plough with the tractor wheels outside the furrow. The on-land headstocks are characterized by a tractor-plough parallelogram connection system that avoids every side forces. **FURIO** and **FURIO VARIO** are available in three versions (L, XL and XXL) characterized by increasing frame section (from 140 x 140 up to 180 x 180 mm), inter-furrow clearance (from 105 up to 120 cm) and under beam clearance (from 90 up to 95 cm). They are available with a furrow numbers varying from 3 to 5+1 and with the shear bolt safety device.



## SEMI-MOUNTED PLOUGHS

The MIRCO plough range meets today's farmer demands: lightness, great manoeuvrability, high versatility and working capacity. These one-wheel (500/45-22,5) semi-mounted ploughs with shear bolt protection and manually (MIRCO PASSO) or hydraulically (MIRCO) adjustable working width, are characterized by hydraulic adjustment of working depth and first furrow width. MIRCO PASSO and MIRCO are available with a number of bodies from 5 to 6+2.



# MIRCO NON STOP

These semi-mounted ploughs are available with a number of furrows from 5 to 6+2. The Auto Reset hydraulic system protect the bodies and frame from damages. Hydraulic working width adjustment system (MIRCO NON STOP) or the manual one (MIRCO NON STOP PASSO) allow working width for each body from 30 to 50 cm. The great inter-body clearance (100 cm) and underbeam clearance (72 to 90 cm) allow to manage high quantity of residues performing an high quality ploughing. The first furrow width as well as the working depth are adjusted hydraulically.



# LELIO and SIRO

## FOLDING MOUNTED PLOUGHS

### TECHNICAL SPECIFICATIONS

MOD.	SIZE	HP	FRAME (mm)	UNDER FRAME CLEARANCE (cm)	INTER-BODY CLEARANCE (cm)	WORK WIDTH PER FURROW (cm)	N° BODIES
<b>With share BOLT safety device</b>							
LELIO	S	60-120	100x100	75	85/95	35 ÷ 40	2÷5+1/2÷4+1
	M	80-150	120x120	80	85/95/105	35 ÷ 45	2÷5+1/2÷4+1
	L	100-230	140x140	90	105/115	35 ÷ 45	2÷3+1/2÷5+1
	XL	150-300	150x150	95	105/115	35 ÷ 50	3÷4+1
LELIO VARIO	S	60-120	100x100	75	85/95	25 ÷ 45	2÷5+1/2÷4+1
	M	80-150	120x120	80	85/95/105	25 ÷ 50	2÷5+1/2÷4+1
	L	100-230	140x140	90	105/115	25 ÷ 50	2÷3+1/2÷5+1
	XL	150-300	150x150	95	105/115	35 ÷ 60	3÷4+1
<b>With NON STOP safety device</b>							
SIRO	S	70-150	120x120	75	85/95	30 ÷ 45	2÷5+1/2÷4+1
	M	80-150	120x120	80	85/95/105	30 ÷ 45	2÷3+1/2÷5+1
	L	100-230	140x140	80	95/105	30 ÷ 45	2÷5+1
SIRO VARIO	S	70-150	120x120	75	85/95	25 ÷ 45	2÷5+1/2÷4+1
	M	80-150	120x120	80	85/95/105	25 ÷ 50	2÷4+1/2÷4+1
	L	100-230	140x140	80	95/105	25 ÷ 50	2÷3+1/2÷4+1



### SUSPENDED DEPTH WHEELS

Hydraulic damping as standard with adjustable synchronisation cylinder ensures a constant working depth and that the wheels turn gently.



# LELIO and SIRO FOLDING

## ON-LAND MOUNTED PLOUGHS

### TECHNICAL SPECIFICATIONS

MOD.	SIZE	HP	FRAME (mm)	UNDER FRAME CLEARANCE (cm)	INTER-BODY CLEARANCE (cm)	WORK WIDTH PER FURROW (cm)	N° BODIES
With share BOLT safety device							
LELIO PIEGHEVOLE	M	120-160	140x140	80	85/95	30 ÷ 45	3÷4+1
	L	140-230	140x140	90	95/105/115	35 ÷ 50	3÷4+1
	XL	180-350	150x150	95	105/115	35 ÷ 50	3÷5+1
LELIO PIEGHEVOLE VARIO	L	140-230	140x140	80/90	95/105/115	35 ÷ 50	3÷4+1
	XL	180-350	150x150	95	105/115	35 ÷ 50	3÷5+1
With NON STOP safety device							
SIRO PIEGHEVOLE	L	140-230	140x140	80/90	85/95/105	35 ÷ 50	3÷4+1
SIRO PIEGHEVOLE VARIO	L	140-230	140x140	80/90	85/95/105	35 ÷ 50	3÷4+1

### COMBINED TRANSPORT SUSPENDED DEPTH WHEELS

The plough can be moved in semi-mounted configuration using the depth-wheel on the rear; in 8 ploughshare version a nitrogen anti-shock system improves safety and prevents plough from bouncing during road transportation.



# FURIO and FURIO VARIO

## ON-LAND MOUNTED PLOUGHS

### TECHNICAL SPECIFICATIONS

MOD.	SIZE	HP	FRAME (mm)	UNDER FRAME CLEARANCE (cm)	INTER-BODY CLEARANCE (cm)	WORK WIDTH PER FURROW (cm)	N° BODIES
With share BOLT safety device							
FURIO	L	100-230	140x140	90	105/115	35 ÷ 50	3÷4+1
	XL	120-400	150x150	95	105/120	35 ÷ 50	3÷5+1
	XXL	150-400	180x180	95	120	35 ÷ 50	3÷4+1
FURIO VARIO	L	120-230	140x140	90	105/115	35 ÷ 50	3÷4+1
	XL	120-400	150x150	95	105/115	35 ÷ 65	3÷5+1
	XXL	150-400	180x180	95	120	40 ÷ 65	3÷4+1



# MIRCO and MIRCO NON STOP

## SEMI-MOUNTED PLOUGHS

### TECHNICAL SPECIFICATIONS

MOD.	HP	FRAME (mm)	UNDER FRAME CLEARANCE (cm)	INTER-BODY CLEARANCE (cm)	WORK WIDTH PER FURROW (cm)	N° BODIES
With share BOLT safety device						
MIRCO PASSO	200-350	150x150	72/78/90	100	30 ÷ 50	5÷6+2
MIRCO	200-350	150x150	72/78/90	100	30 ÷ 50	5÷6+2
With NON STOP safety device						
MIRCO NON STOP PASSO	200-350	150x150	72/78/90	100	35 ÷ 50	5÷6+2
MIRCO NON STOP	200-350	150x150	72/78/90	100	30 ÷ 50	5÷6+2



**MASCHIO GASPARDO****the winning team**

**COMPANY WITH QUALITY MANAGEMENT  
SYSTEM CERTIFIED BY DNV  
= ISO 9001:2008 =**

**MASCHIO GASPARDO S.p.A.**

*Headquarters*  
Via Marcello, 73  
35011 Campodarsego - Padova - Italy  
Tel. +39 049 9289810 - Fax +39 049 9289900

e-mail: [info@maschio.it](mailto:info@maschio.it)  
<http://www.maschionet.com>

*Production plant*  
Via Mussons, 7  
I - 33075 Morsano al Tagliamento (PN) Italy  
Tel. +39 0434 695410 - Fax +39 0434 695425

DEALER: